

Integrated Blinds

www.integratedblinds.com

Product-line 1240

Slat width 12,5 mm, aluminium profiles

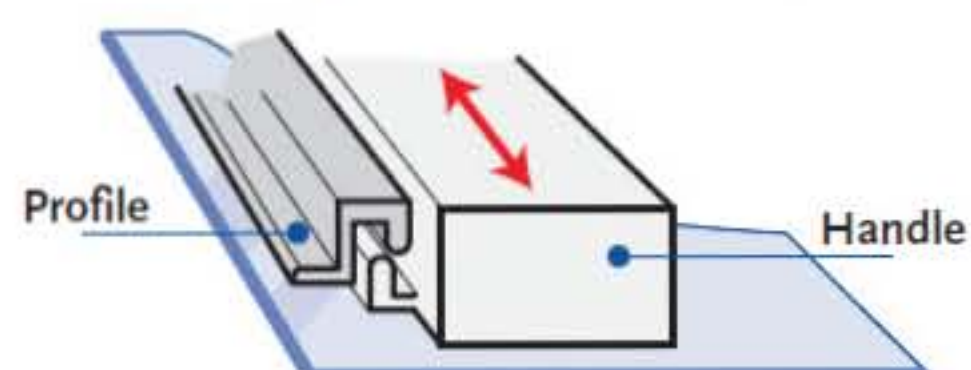
Manual tilting only (top or bottom)



Blind operating mechanism at Top of window for low windows or at Bottom for windows high in wall. Depth of unit 17,6 mm for slim double-glazing window system. New fine 12,5 mm wide blind slats. Aluminium frame.

Options

Orientation side	1102	Bottom
	1105	Top
Orientation system	1231	Magnetic handle



Properties

Slats	Material	Crowned high tensile aluminium
	Size	Width 12,5 mm
Cords	Cords	Polyester 1,3 mm
	Ladder string	Polyester width 15 mm Distance between ladder rungs 10 mm

Integral Blinds | Integrated Blinds | Interstitial Blinds

Integrated Blinds


www.integratedblinds.com

Manual tilting only (top or bottom)

Product-line 1240

Slat width 12,5 mm, aluminium profiles

General topics system AC2




Ref.	Description	Size in mm
A	Width	As needed ¹⁾
B	Height	As needed ¹⁾
C	Depth	17,6
D	Top	40,0
E	Bottom	40,0
F	Side	8,0

- B
- Head rail
 - Bottom channel
 - Frame


Limitations in cm ¹⁾		
	Width	Height
Maximum	200	220
Minimum	30	50

Orientation sides

1102



1105



Profiles



Description	Type	Size in mm	Material
Head rail		32 x 25,4 x 17,6	Aluminium
Bottom channel		32 x 25,4 x 17,6	Aluminium
Frame		17,6 x 8	Aluminium
Magnetic holder profile		11 x 6	Aluminium